




































## 13 Essential Mac Keyboard Shortcuts to Increase Productivity

 	Command + S	Save
 	Command + C	Copy
 	Command + V	Paste
  	Command +Ctrl + V	Paste plain text
 	Command + X	Cut
 	Command + A	Select All
 	Command + Q	Quit Application
 	Command + W	Close front window
 	Command + N	New document/file
 	Command + Tab	Scroll through open apps
    	Command + Tab + A/U/D	Go to Applications, Utilities, and Desktop folders (respectively) when in the Finder
  	Command + Shift + 4	Selective screenshot
  	Command + Shift + 3	Full screenshot
  	Command +Ctrl + D	Define highlighted word